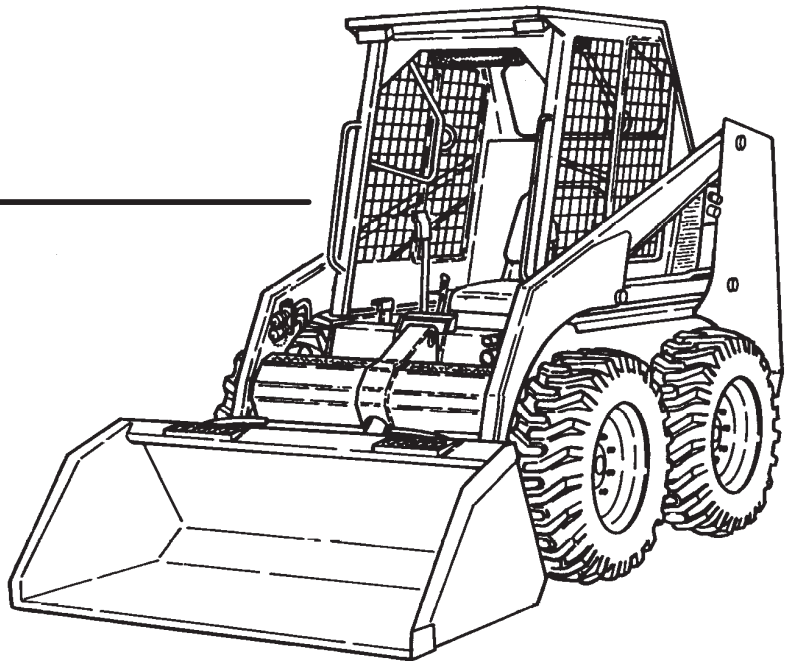


853
853H



Bobcat®

**Operation
&
Maintenance
Manual**



Doosan purchased Bobcat Company from Ingersoll-Rand Company in 2007. Any reference to Ingersoll-Rand Company or use of trademarks, service marks, logos, or other proprietary identifying marks belonging to Ingersoll-Rand Company in this manual is historical or nominative in nature, and is not meant to suggest a current affiliation between Ingersoll-Rand Company and Bobcat Company or the products of either.




OPERATOR SAFETY WARNINGS



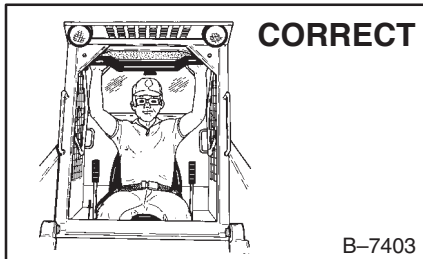
WARNING

Operator must have instructions before running the machine. Untrained operators can cause injury or death. W-2001-1285


! Safety Alert Symbol: This symbol with a warning statement, means: "Warning, be alert! Your safety is involved!" Carefully read the message that follows.




! Never use the loader without instructions. See machine signs (decals), Operation & Maintenance Manual and Handbook.




! Always use the seat bar and fasten seat belt snugly.
! Always keep feet on the foot pedals or footrests when operating loader.




! Never use loader without operator cab with ROPS and FOPS approval. Fasten your seat belt.




! Never use loader as man lift or elevating device for personnel.




! Do not use loader in atmosphere with explosive dust or gas or where exhaust can contact flammable material.



! Never carry riders.
! Keep bystanders away from work area.




! Always carry bucket or attachments as low as possible.
! Do not travel or turn with lift arms up.
! Load, unload and turn on flat level ground.



! Never exceed rated operating capacity.



! Never leave loader with engine running or with lift arms up.
! To park, engage parking brake and put attachment flat on the ground.



! Never modify equipment.
! Use only attachments approved by Bobcat Company for this model loader.

SAFETY EQUIPMENT

The Bobcat loader must be equipped with safety items necessary for each job. Ask your dealer for information on the safe use of attachments and accessories.

1. SEAT BELT: Check belt fasteners and check for damaged webbing or buckle.
2. SEAT BAR: When up, it must lock the loader controls.
3. OPERATOR CAB (ROPS and FOPS): It must be on the loader with all fasteners tight.
4. HANDBOOK: Must be in the cab.
5. SAFETY SIGNS (DECALS): Replace if damaged.
6. SAFETY TREADS: Replace if damaged.
7. GRAB HANDLES: Replace if damaged.
8. LIFT ARM SUPPORT DEVICE: Replace if damaged.
9. PARKING BRAKE
10. BOBCAT INTERLOCK CONTROL SYSTEM (BICS™)



Bobcat®

CONTENTS

FOREWORD	iii
SAFETY	xi
OPERATING INSTRUCTIONS	1
PREVENTIVE MAINTENANCE	29
SYSTEMS ANALYSIS	57
MACHINE SIGN TRANSLATIONS	61
SPECIFICATIONS	71

FOREWORD

SAFETY

**OPERATING
INSTRUCTIONS**

**PREVENTIVE
MAINTENANCE**

**SYSTEMS
ANALYSIS**

**MACHINE SIGN
TRANSLATIONS**

SPECIFICATIONS

**CALIFORNIA
PROPOSITION 65 WARNING**
Diesel engine exhaust and some of its
constituents are known to the State of California
to cause cancer, birth defects and other
reproductive harm.

REFERENCE INFORMATION

Write the correct information for YOUR Bobcat loader in the spaces below .
Always use these numbers when referring to your Bobcat loader .

Loader Serial Number _____
Engine Serial Number _____

NOTES: _____

YOUR LOADER DEALER: _____
ADDRESS: _____
PHONE: _____

Bobcat Company
P.O. Box 128
Gwinner, ND 58040-0128

Bobcat Company Europe
J. Huysmanslaan 59
B-1651 LOT
BELGIUM



Bobcat Company is ISO 9001 certified

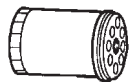
ISO 9001 is a set of international standards that control the processes and procedures which we use to design, develop, manufacture, distribute, and service Bobcat products.

British Standards Institute (**BSI**) is the Certified Registrar Bobcat chose to assess the Company's compliance with the ISO 9001 set of standards. The BSI registration certifies that the two Bobcat manufacturing plants and the Bobcat corporate offices (Gwinner, Bismarck & Fargo) in North Dakota are in compliance with ISO 9001. Only certified assessors, like BSI, can grant registrations. Since registration requires this *third-party auditing*, it is irrefutable evidence of conformance. Continued certification is subject to periodic audits.

ISO 9001 means that as a company we say what we do and do what we say. In other words, we have established procedures and policies, and we provide evidence that the procedures and policies are followed.

What does ISO 9001 mean to Bobcat Customers? It means that Bobcat Company produces your Bobcat loader, excavator, and attachments with strict attention to details, using the latest technology and proven techniques.

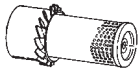
REGULAR MAINTENANCE ITEMS



6659329 ENGINE OIL FILTER (12 Pack)



6667352 FUEL FILTER



6646492 AIR CLEANER, OUTER



6598362 AIR CLEANER, INNER

6646678 RADIATOR CAP

6661248 HYDROSTATIC FILTER

6665032 BATTERY



6724094 PROPYLENE GLYCOL ANTI-FREEZE, Premixed – [-34°F (-37°C)]

6724354 PROPYLENE GLYCOL ANTI-FREEZE, Concentrate

6563328 BLACK GOLD Hydraulic/Hydrostatic Fluid – 5 Gallons

6657299 MOTOR OIL 15W40 CE/SG – 1 Qt.

6657300 MOTOR OIL 15W40 CE/SG – 5 Qt.

6657301 MOTOR OIL 10W30 CE/SG – 1 Qt.

6657302 MOTOR OIL 10W30 CE/SG – 5 Qt.

6657303 MOTOR OIL 30 CE/SG – 1 Qt.

6657304 MOTOR OIL 30 CE/SG – 5 Qt.

FOREWORD

FOREWORD

This Operation & Maintenance Manual was written to give the owner/operator instructions on the safe operation and maintenance of the Bobcat loader. **READ AND UNDERSTAND THIS OPERATION & MAINTENANCE MANUAL BEFORE OPERATING YOUR LOADER.** If you have any questions, see your Bobcat loader dealer.

SERIAL NUMBER LOCATIONS	v ..
DELIVERY REPORT	v ..
BOBCAT SKID STEER LOADER IDENTIFICATION	vi



Bobcat®

SERIAL NUMBER LOCATIONS

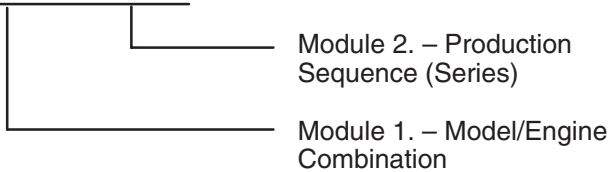
Always use the serial number of the loader when requesting service information or when ordering parts. Early or later models (identification made by serial number) may use different parts, or it may be necessary to use a different procedure in doing a specific service operation.

LOADER SERIAL NUMBER

The loader serial number plate is located on the inside of the left upright, above the grill [A].

Explanation of loader Serial Number:

XXXX XXXXX



The four digit Model/Engine Combination Module number identifies the model number and engine combination.

The five digit Production Sequence Number identifies the order which the loader is produced.

ENGINE SERIAL NUMBER

The serial number is near the fuel injection pump on the engine block [B].

DELIVERY REPORT

The Delivery Report must be filled out by the dealer and signed by the owner or operator when the Bobcat loader is delivered. An explanation of the form must be given to the owner. Make sure it is filled out completely [C].

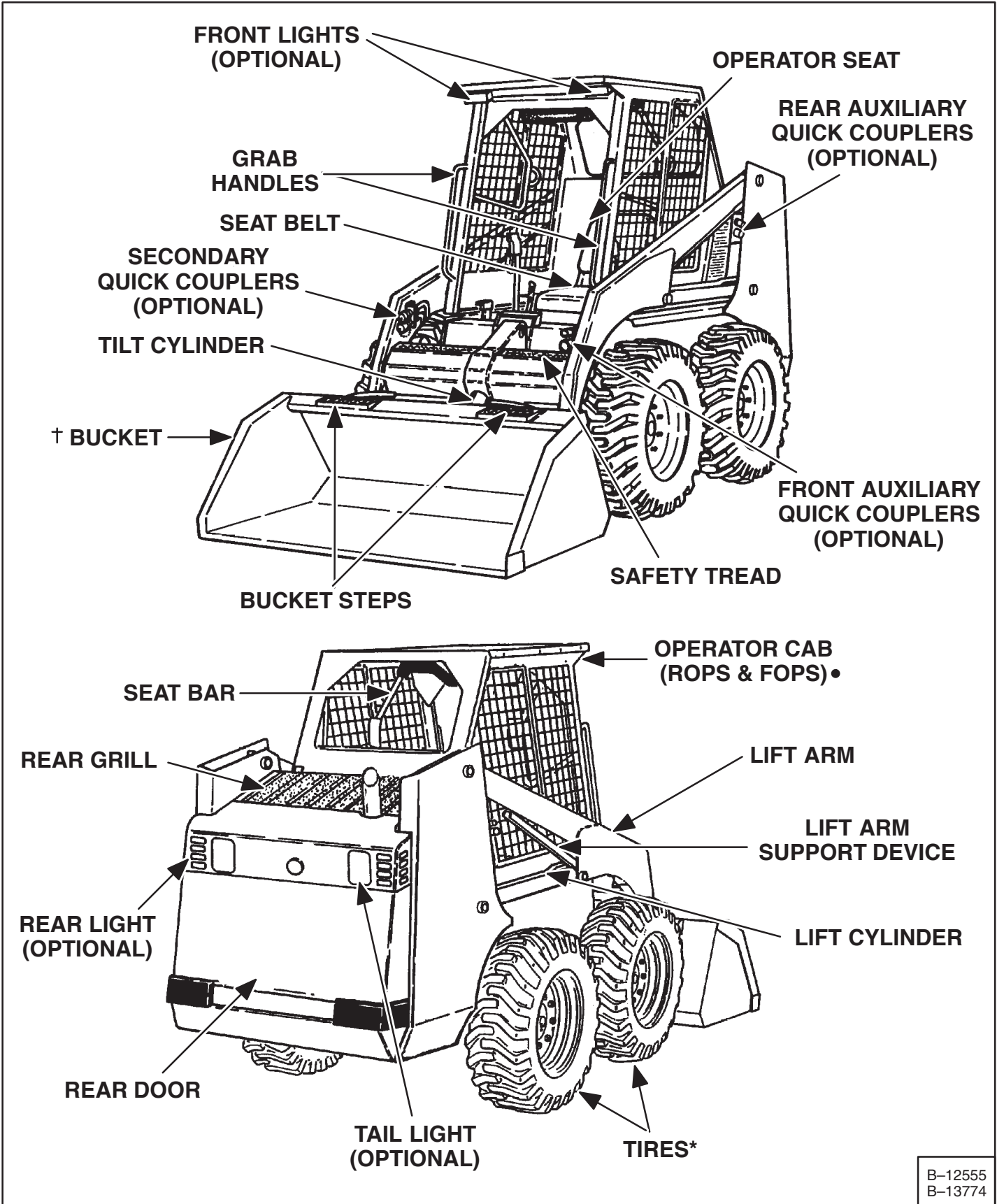


C

DELIVERY REPORT

WARNING

BOBCAT SKID STEER LOADER IDENTIFICATION



B-12555
B-13774

* TIRES – Flotation tires are shown. The Bobcat loader is base-equipped with standard tires.
 † BUCKET – Several different buckets and other attachments are available for the Bobcat loader.
 ROPS, FOPS – Roll Over Protective Structure, Falling Object Protective Structure, per SAE J1040 and SAE J1043. The Bobcat loader is base-equipped with a standard operator cab as shown.

This as a preview PDF file from best-manuals.com



Download full PDF manual at best-manuals.com